

Team Sask at the 2019 Canada Winter Games

FINAL REPORT



RED DEER
— JEUX DU —
CANADA
— GAMES —
2 0 1 9



Team Sask at the 2019 Canada Winter Games

HIGHLIGHTS

- Team Sask saw an overall improvement of three flag points over the 2015 Canada Winter Games in Prince George, allowing Team Sask to finish in third place in the Centennial Cup standings.
- All participants acted as great ambassadors for our province, with no code of conduct or discipline issues taking place.
- Out of the 28 sport teams, 19 either improved or equaled their performance as compared to the 2015 Canada Winter Games (68%).
- Fan and family support for our teams was outstanding.
- The two Coach and Family Appreciation Receptions were well-attended and received positive feedback by those who attended (approximately 175 at each event).
- The Team Sask ceremonial walkout uniform and cheer gear/merchandise was well-received.
- Communications support to Team Sask (including photography and social media) was increased and well-received. Having a professional photographer as part of mission staff was valued.
- Red Deer did a great job of hosting, with top-notch venues as well as excellent volunteer and community support.
- The Team Sask mission staff personnel were outstanding in their support to teams and in their assistance with logistics and operations of the team, before and during the Games.
- For the first time, Team Sask had a sport dietician onsite at the Games to handle all dietary needs and issues for athletes. Feedback from coaches and managers in a post-Games survey was positive.
- The three additional Sport Science and Medicine personnel on our mission team, including two mental performance consultants and a medical liaison, received positive feedback from coaches and managers.

TEAM SASK BY THE NUMBERS



Athletes with Aboriginal ancestry*: 13

Coaches/managers with Aboriginal ancestry: 6

Mission staff with Aboriginal ancestry: 1

* Based on voluntary self-declaration upon registration

Athletes with a disability: 11 (Figure Skating Special Olympics - 1 female; Para Alpine - 1 male; Para Nordic - 1 female, 1 male; Wheelchair Basketball - 5 males, 2 females)

[See full team roster here](#)

Total team size: 311

Total athletes: 215

Male athletes: 98

Female athletes: 117

Total coaches, managers & technical staff: 70

Male coaches, managers & technical staff: 45

Female coaches, managers & technical staff: 25



TEAM SASK BY THE NUMBERS

Youngest athlete: Isaac Neufeld, Freestyle (age 11)

Oldest athlete: Kryztle Shewchuk, Para-Nordic (age 28)

Number of Saskatchewan communities represented: 68

2018 Saskatchewan Winter Games athlete alumni: 49

2018 Saskatchewan Winter Games coach/manager/
other alumni: 16



Mission staff team: 24

Leadership team: 4 (chef de mission, assistant chef de mission, communications lead, operations lead)

Sport Medicine & Science Support: 4 (2 mental performance consultants, sport dietician, medical liaison)

Communications: 2 (photographer, social media)

Sport mission: 14

PARTICIPANT BREAKDOWN VS. FULL TEAM SIZE

	Week 1 Village Participants																			
	Athletes		Coaches		Managers		WIC	AAPC		Technical Support		Guides		Athlete Assistant		Subtotal		Total	Full Team Size	Variance
	M	F	M	F	M	F	F	M	F	M	F	M	F	M	F	M	F			
Week 1																				
Biathlon	4	4	1	1	1	0				1						7	5	12	12	0
Boxing	2		2	0												4	0	4	8	-4
Freestyle	4	0	2	0	0	1										6	1	7	15	-8
Artistic Gymnastics	6	6	3	1	0	0										9	7	16	16	0
Hockey (M)	20		3	0	1	0				1						25	0	25	25	0
Ringette		18	2	1	0	0	1									2	20	21	21	0
Long Track Speed Skating	4	4	1	0	0	1										5	5	10	10	0
Short Track Speed Skating	5	5	1	0	0	1										6	6	12	12	0
Artistic Swimming		10	0	2	0	0										0	12	12	12	0
Table Tennis	3	3	1	0	0	1										4	4	8	8	0
Wheelchair Basketball	8	4	1	1	1	0										10	5	15	15	0
Week 1	56	54	17	6	3	4	1	0	0	2	0	0	0	0	0	78	65	143	154	-11

	Week 2 Village Participants																			
	Athletes		Coaches		Managers		WIC	AACP		Technical Support		Guides		Athlete Assistant		Subtotal		Total	Full Team Size	Variance
	M	F	M	F	M	F	F	M	F	M	F	M	F	M	F	M	F			
Week 2																				
Alpine Skiing	3	4	1	1						1						5	5	10	17	-7
Para Alpine	1	0	1	0	0	0						1				3	0	3	6	-3
Archery	2	2	1	0	0	1										3	3	6	6	0
Badminton	5	5	1	0	0	1										6	6	12	12	0
Cross Country	5	5	2	0	0	1					1					8	6	14	14	0
Para Nordic	1	1	0	1												1	2	3	5	-2
Curling	4	4	1	1												5	5	10	10	0
Figure Skating	4	6	1	1	1	0	1									6	8	13	15	-2
Special O	0	1	1	0											1	1	2	3	3	0
Trampoline	0	2	0	1	0	0										0	3	3	6	-3
Hockey (F)		20	2	1	1	0				1						4	21	25	25	0
Judo	7	7	1	1	1	0										9	8	17	17	0
Snowboard	6	2	1	1	1	0				1						9	3	12	16	-4
Squash	4	4	1	0	0	1										5	5	10	10	0
Week 2	42	63	14	8	4	4	1	0	0	4	0	1	0	0	1	65	77	140	162	-22
Female Apprentice Coach (WIC)							2													
Aboriginal Apprentice Coach (AACP)								0												
Grand Total	98	117	31	14	7	8	2	0	0	6	0	1	0	0	1	143	142	285	320	-55



2019 MEDAL STANDINGS

	GOLD	SILVER	BRONZE	TOTAL
Quebec	65	41	40	146
Ontario	18	43	44	105
Alberta	36	33	31	100
BC	30	28	29	87
Manitoba	9	7	9	25
Saskatchewan	3	3	11	17
Nova Scotia	1	6	4	11
New Brunswick	1	3	5	9
NL	1	0	1	2
PEI	0	1	1	2
NWT	0	0	1	1
Yukon	0	0	1	1
Nunavut	0	0	0	0

Medals received at Prince George 2015: 28 (vs. 17 in 2019), including 6 gold, 8 silver, and 11 bronze. Most sports were consistent, with the exceptions of:

- Long Track Speed Skating: 7 medals in 2015 (vs. 0 in 2019)
- Target Shooting: 5 medals in 2015 (was replaced by Boxing in 2019 where no medals were won)

MEDALS WON BY SASKATCHEWAN ATHLETES



1

- Biathlon 12.5 km Individual - Male, Logan Pletz (Regina)
- Archery Recurve Individual - Male, Hunter Chipley (Estevan)
- Gymnastics Trampoline - Synchro Female, Ashley Anaka (Saskatoon)/Hannah Metheral (Regina)

2

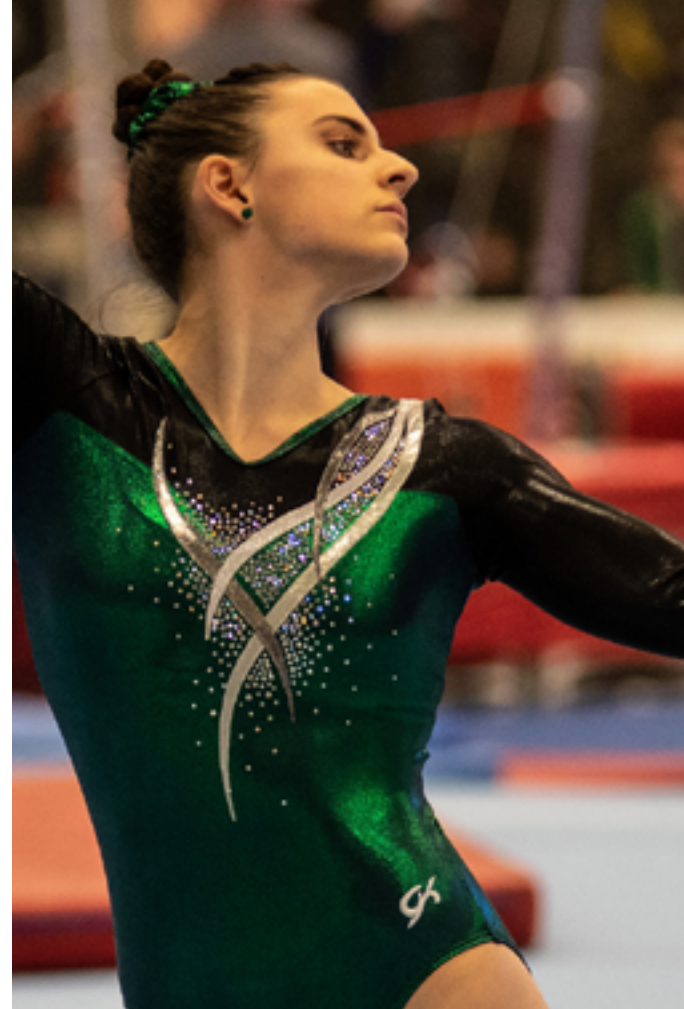
- Gymnastics Artistic - Floor Female, Alix Pierce (Warman)
- Figure Skating Pairs Novice Mix, Raine Eberl (Moose Jaw)/Caidence Derenisky (Regina)
- Archery Recurve - Team Mix, Hunter Chipley (Estevan)/Jay Gegner (Regina)




3

- Gymnastics Artistic - Uneven Bars Female, Rya Wiebe (Saskatoon)
- Cross Country Skiing Para-Nordic Sitting 2.5 km Female; Sprint Female; 5 km Female, Kryztle Shewchuk (Prince Albert)
- Cross Country Skiing Para-Nordic Standing 2.5 km Male, Jesse Ehman (Saskatoon)
- Judo Individual -55 kg Male, Justin McKay (Regina)
- Judo Individual -60 kg Male, Max Litzenberg (Saskatoon)
- Judo Individual +70 kg Female, Nessa Keays (Prince Albert)
- Archery Compound - Individual Male, Jacob Bourassa (Regina)
- Archery Compound - Team Mix, Jacob Bourassa (Regina)/J'lynn Mitchell (Regina)
- Figure Skating Pairs Pre-Novice Mix, Tristan Taylor (Regina)/Ashlyn Schmitz (Shellbrook)







CENTENNIAL CUP & FLAG POINTS

The awarding of the Centennial Cup exemplifies the pan-Canadian sport development objective of the Canada Games. It is presented to the provincial or territorial team that shows the greatest improvement from one Winter Games to the next.

Although Team Sask decreased in medal count from 2015, its improvement of +3 flag points from 2015 to 2019 and third place in Centennial Cup standings is a more accurate measure of sport development in Saskatchewan and demonstrates that sport performance has largely stayed consistent throughout the past Canada Games cycle.


Flag point summary:

- 8 teams improved in performance from 2015
- 11 teams stayed the same
- 9 teams fell in performance

	2015	2019	Centennial Cup
Alberta	242.5	274.0	24.5
Manitoba	167.0	170.5	7.5
Saskatchewan	159.0	164.5	3.0
NL	55.0	64.5	2.0
Nunavut	13.0	15.0	2.0
BC	256.0	265.0	1.0
Yukon	57.0	61.5	0.0
NWT	30.0	42.5	-0.5
Quebec	280.5	289.5	-1.0
Nova Scotia	141.7	131.5	-9.7
New Brunswick	115.2	110.5	-10.5
PEI	79.2	71.0	-12.2
Ontario	288.0	281.0	-16.0

CENTENNIAL CUP POINT BREAKDOWN

	2015	2019	Centennial Cup
Alpine (F)	2.5	5.0	2.5
Alpine (M)	4.0	5.0	1.0
Archery	8.0	18.0	10.0
Artistic Swimming	6.0	6.0	0.0
Badminton	6.0	6.0	0.0
Biathlon (F)	6.0	6.0	0.0
Biathlon (M)	6.0	7.0	1.0
* Boxing	0.0	2.5	0.0
Cross Country	8.0	8.0	0.0
Curling (F)	8.0	5.0	-3.0
Curling (M)	7.0	3.0	-4.0
Figure Skating	12.0	12.0	0.0
Freestyle (M)	4.0	6.0	2.0
Freestyle (F)	5.0	0.0	0.0



CENTENNIAL CUP POINT BREAKDOWN

	2015	2019	Centennial Cup
Gymnastics	12.0	8.0	-4.0
Hockey (F)	7.0	5.0	-2.0
Hockey (M)	4.0	7.0	3.0
Judo (F)	5.0	4.0	-1.0
Judo (M)	5.5	5.0	-0.5
Ringette	3.0	3.0	0.0
Snowboard (F)	0.0	5.0	0.0
Snowboard (M)	5.0	5.0	0.0
Speed Skating (F)	5.0	4.0	-1.0
Speed Skating (M)	6.0	4.0	-2.0
Squash (F)	3.0	5.0	2.0
Squash (M)	4.0	4.0	0.0
Table Tennis	8.0	10.0	2.0
Wheelchair Basketball	9.0	6.0	-3.0



 Saskatchewan
games council

